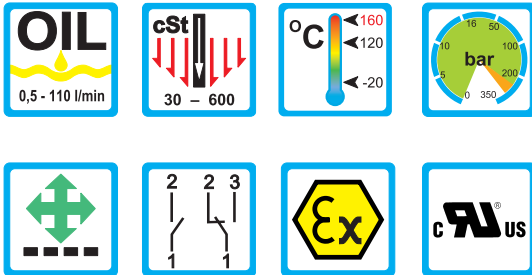


Flow Monitor

DKM-1



Range of Application

Operation

- Float measuring principle

Application

- Central lubrication
- Circulation lubrication
- Transformers

Features

- universal orientation
- high reliability
- viscosity compensated
- high switch accuracy
- infinitely variable switchpoint adjustment through user
- EX-version to ATEX available
- Threaded connection, Special threads on request
- high pressure resistance

Installation hints

- The operating instruction for DKM must be observed!
- Download: www.meister-flow.com

Operating Data

Operating pressure max.	250 bar (MS) / 300 bar (VA)
Pressure drop	0,02 - 0,4 bar
Viscosity range	30 cSt to 600 cSt
Maximum temperature	120 °C (optional 160 °C)
Accuracy	±10 % of full scale

Measuring Ranges

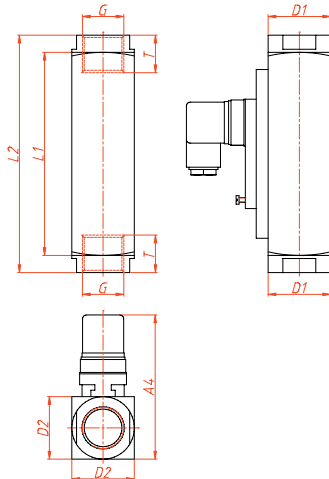
Type	Switch range for oil, density 0,9 kg/dm ³ (1)		
	[l/min]	[gph]	[gpm]
DKM-1/2	0,5 - 1,5	8,0 - 24,0	
DKM-1/4	1 - 4	16,0 - 63,0	
DKM-1/8	2 - 8	32,0 - 127,0	
DKM-1/10	3 - 10	48,0 - 160,0	
DKM-1/15	5 - 15	80,0 - 240,0	
DKM-1/24	8 - 24	125,0 - 380,0	
DKM-1/30	10 - 30	160,0 - 480,0	
DKM-1/45	15 - 45	240,0 - 710,0	
DKM-1/60	20 - 60	320,0 - 950,0	
DKM-1/90	30 - 90		8,0 - 24,0
DKM-1/110	35 - 110		9,5 - 29,0

(1) The specified data are switch-off points, other switch ranges on request

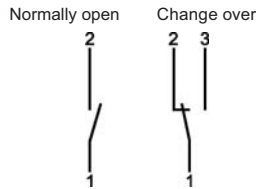


Technical Data

Mechanical drawing



Connection diagram



Electrical Data

Change over	250V • 1,5A • 50VA ⁽²⁾
Normally open	250V • 3A • 100VA
ATEX II 2 G Ex mb II T6 & ATEX II 2 D Ex tD A21 IP67 T80 °C	
ATEX II 2 G Ex mb II T5 & ATEX II 2 D Ex tD A21 IP67 T100 °C	
Change over	250V • 1A • 30VA
Normally open	250V • 2A • 60VA
Change over M 12x1 (-20 °C - 85 °C)	250V • 1,5A • 50VA ⁽²⁾
Normally open M 12x1 (-20 °C - 85 °C)	250V • 3A • 100VA
Change over SPS	250V • 1A • 60VA

Ingress Protection:

IP65: plug connection DIN 43650 Form A

IP67: 1 m sealed in cable, (with EEx-version 2 m)

or plug connection M 12x1

Output signal

The contact opens / changes when the flow decreases below the set point.

Power supply

Not required (potentialfree reed contacts)

Plug types

Other plug types or cable lengths on request

⁽²⁾ Minimum load 3 VA

Summary of types

Type:	Overall dimensions [mm]													Weight approx. [g]
	SW	L1	L2	D1	G	T	D2	DN	A1	A2	A3	A4		
DKM-1/2	34		152		1/4"	10		8						1500
	34	130	152	40	1/2"	14	40 / 40	15	-	-	-	approx.	1425	
	34		152		3/4"	15		20				93	1340	
DKM-1/4	40		130		1"	17		25					1160	
DKM-1/8	34		152		1/2"	14		15					1425	
DKM-1/10	34	130	152	40	3/4"	15	40 / 40	20	-	-	-	approx.	1340	
DKM-1/15	40		130		1"	17		25				93	1160	
DKM-1/24	40		130		1"	17		25					1160	
DKM-1/30	34		152		3/4"	15	40 / 40	20	-	-	-	approx.	1340	
DKM-1/45	40	130	130	40	1"	17		25				93	1160	
DKM-1/90	40	130	130	40	1"	17	40 / 40	25	-	-	-	approx.	1160	
DKM-1/110												93		

Material

Brass version

Wetted parts:

Spring: 1.4571
 Gaskets: FKM
 (optional NBR, EPDM) ⁽³⁾
 Magnets: Hard ferrite
 Housing: Brass nickel-plated

all other wetted parts: Brass

Stainless steel version

Wetted parts:

Spring: 1.4571
 Gaskets: FKM
 (optional NBR, EPDM) ⁽³⁾
 Magnets: Hard ferrite
 Housing: 1.4571

all other wetted parts: 1.4571

⁽³⁾ Other gasket materials on request

